

REPORTE SEMANAL

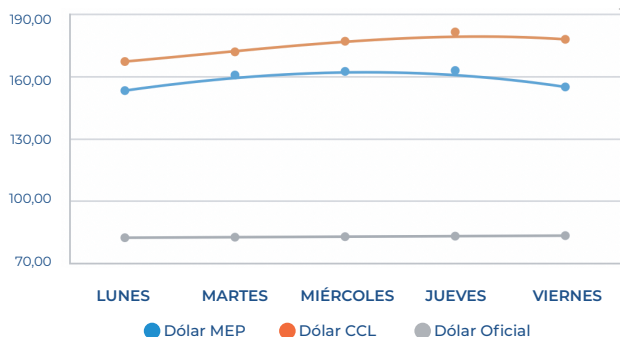
La semana del dólar

| U\$D | LUNES | MARTES | MIÉRCOLES | JUEVES | VIERNES |
|---------------|--------|--------|-----------|--------|---------|
| DOLAR MEP | 153,40 | 160,92 | 162,66 | 163,09 | 155,17 |
| DÓLAR CCL | 167,42 | 172,09 | 177,20 | 181,67 | 178,12 |
| DÓLAR OFICIAL | -82,50 | 82,75 | 83,00 | 83,25 | 83,50 |

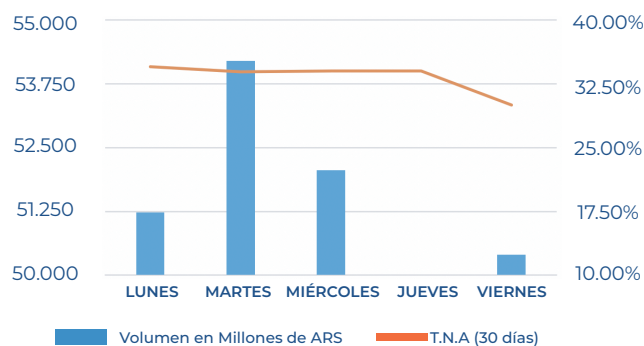
Cauciones

| Plazo (Días) | T.N.A Al cierre |
|--------------|-----------------|
| 4 | 24,50 % |
| 7 | 27,25 % |
| 32 | 30,00 % |

Cotización del dólar



Cauciones Bursátiles



RENTA VARIABLE

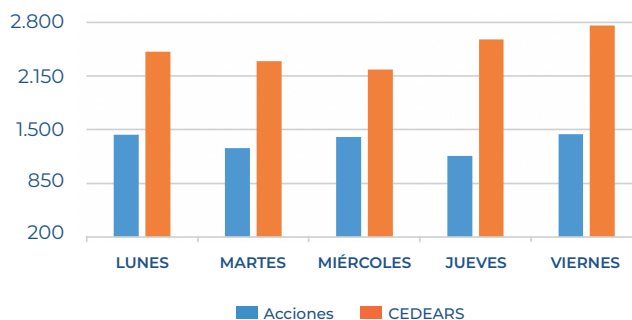
Lo Mejor

| | |
|------|---------|
| ALUA | -1,30 % |
| BBAR | 8,70 % |
| BMA | 1,09 % |
| BYMA | 5,69 % |
| CEPU | 14,05 % |

Lo Peor

| | |
|-------|---------|
| YPDF | 5,75 % |
| VALO | 3,22 % |
| TXAR | 12,92 % |
| TRAN | 17,23 % |
| TGSU2 | 9,82 % |

VOLUMEN OPERADO EN MILLONES DE PESOS



Principales CEDEARS

| Instrumento | Var. Semanal |
|-------------|--------------|
| AAPL | 3,99 % |
| C | 11,16 % |
| DESP | 15,72 % |
| DISN | 9,43 % |
| FB | 15,66 % |
| GE | 12,25 % |
| GOLD | 4,89 % |
| KO | 9,39 % |
| NFLX | -0,97 % |
| PBR | 15,34 % |
| PG | 7,65 % |
| TEN | 11,78 % |
| VALE | 13,40 % |